



6MP Large Format System Optimized for Diagnostic Imaging

Space and Productivity Multiplied

Our Gemini Series color LED systems double the resolution and eliminate the gap between screens in multi-head display configurations. Allowing the eye to seamlessly glide between images uninterrupted increases productivity and user efficiency. Complete with advanced auto-calibration technology, these wide-screen models enable multi-modality imaging from a single display on this 6MP model.

The entire Gemini series of large format, wide-screen displays are equipped with built in front sensors for hands-free automatic DICOM 3.14 calibration, backlight sensors to maintain stability over time, ambient light sensors, a presence sensor, auto-report generation and non-conformance alerts via the web.

Additional user friendly features include auto-dimming capability, image pinpointing, cursor wrap, and cursor genie functions – improving workflow and enhancing the user experience.

A built in KVM enhances efficiency by allowing control of two workstations with the Gemini 6MP+, reducing clutter and streamlining workflow.

About Double Black Imaging and our Image Systems Display Division

We are proud to be the largest display supplier and calibration software developer, creating 100% of our software and performing 100% display system integration in the USA.

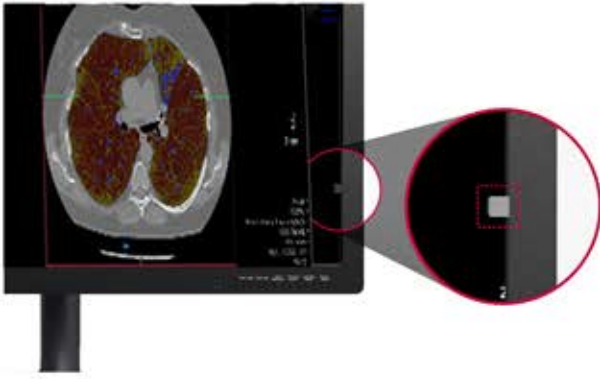
Our team has a renowned history of providing the industry's finest customer service, continually acknowledged by thousands of users and IT Professionals who put their trust in us every day.

We are dedicated to developing innovative imaging solutions that greatly improve image quality and stability. Making imaging more efficient and reducing costs are the cornerstones of what DBI stands for.



DOUBLE BLACK
IMAGING

Automatic DICOM Calibration with CFS™



Built in front sensors eliminate the need for bulky photometers and manual, time-consuming calibration and conformance testing. All DBI systems/solutions are bundled with the CFS™ Calibration software suite for automatic DICOM calibration, conformance testing, report generation, reporting and non-conformance alerts via the web.

CFS™ Calibration Software Suite:

- Ensures compliance to the DICOM 3.14 Standard
- Includes Local client and CFS WebManager
- Included with all DBI Systems/Solutions
- Email Alerting for proactive workstation maintenance
- In depth reporting tools including DICOM, NYC, NYS and Joint Commission specific reports
- Developed by Double Black Imaging 100% in the USA
- Includes Productivity Toolkit

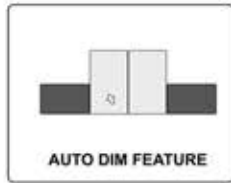


Productivity Tool Kit

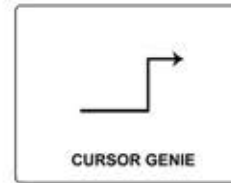
The inclusive CFS Productivity toolkit consists of several utilities designed to improve User workflow, enhance visual clarity, reduce distraction, minimize hand strain, fatigue, frustration, and ultimately diminish visual strain.



Eliminates distractions and eye strain from bright neighboring monitors



AUTO DIM FEATURE



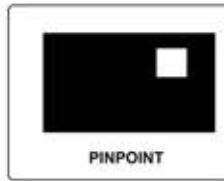
CURSOR GENIE



Saves time and the frustration of a user's cursor getting stuck in the corners of a display



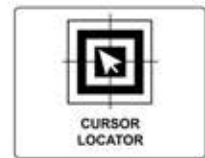
CURSOR WRAP



PINPOINT



Enables the user to concentrate on key areas of interest



CURSOR LOCATOR



Rapidly locates the cursor and allows the user return to work quickly without frustration



Allows the user to quickly move between screens in a multi-display environment, reducing hand strain

Display Bundle Options



Take Advantage of our direct relationships for workstations. DBI will preconfigure all displays, graphic controllers and calibration software prior to shipment.



Ergonomic Seating Reduces back pain and improves productivity by promoting proper alignment.



Ergonomic Workstation options include: Configurable workstations, Sit to stand Modules, Monitor mounts and more!

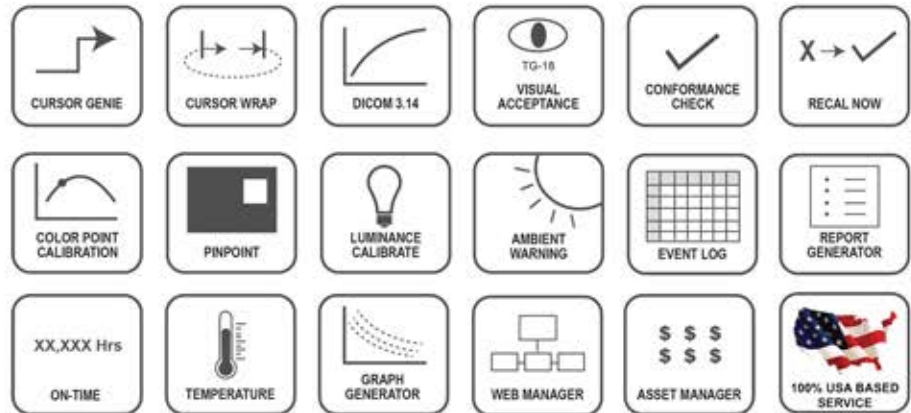
G-Series - Technical Specifications



Specifications	6MPG+
Size and Aspect Ratio	30"; 16:10 Aspect Ratio
Active Display Area H x V	25.41" x 16.11"
Resolution	3280x2048 (6MP)
Brightness	1300cd/m ² ; 350-600 cd/m ² Calibrated Brightness (user defined)
Contrast Ratio	2000:1 Typ.
Look Up Table	10-Bit LUT
Response Time	13ms Rise; 15ms Fall
Pixel Pitch	0.197mm x 0.197mm
Built In Sensors	Front Sensor, Backlight Sensor, Ambient Light Sensor, Presence Sensor
KVM	Built in; 2 Workstation Connection
Panel Technology	TFT, Color, LED Backlit LCD Screen, AG Type, 3H Hard Coating
Surface Treatment	Anti-Reflective, 3H
DICOM Calibration	Yes with Built in Front Sensors Via CFS. Includes DICOM reporting, alerting and CFS Web Manager
Applications	Multi-Modality PACS, CR/DR, CT, MRI, US, DSI, DSA, PET/CT, Image Fusion, X-Ray, Nuclear Medicine
Viewing Angle	178° Typical
Video Input / USB (1up 1down)	DisplayPort (2), DVI-D: 24 Pin; USB 2.0 (2 Up, 4 Down)
Power Supply	Internal, AC 100-240V; 160W max, 0.5W Power Save
Tilt/Swivel/Height Adjustment	-5 to + 15° Tilt +/- 15° Swivel 110mm Height Adjustment
Weight	40.6 lbs w/Stand; 27.7 lbs w/o Stand
Dimensions (W x H x D)	27.56" x 19.8~23" x 8.36" With Stand 27.56" x 18.5" x 3.03" Without Stand
Mounting Options	100 x 100 mm VESA
Safety & Emissions	IEC 60601-1, EN 60601-1, ANSI/AAMI ES60601-1:2005 + A2(R2012)+A1, CAN/CSA-C22.2 NO 60601-1-14, CCC, CE, FCC, TUV, CB, CECP, FDA 510(k) Class II
Warranty	5-Year Warranty with Hot Swap is standard

Calibration Feedback System – CFS™

- Our industry leading CFS™ software - Client and Web Manager
- Ensures calibration and confidence to DICOM 3.14
- Provides tools to enhance visibility, efficiency, workflow
- Enables performance monitoring and asset management
- Accurate calibration of both color and gray shades
- CFS™ Software comes standard with every G-Series display



Hassle-Free Services & Support

Overcome technical challenges with our team of experienced engineers and technicians. Whether it's a simple answer or on-site troubleshooting, we can help any time, every time. Accurate and consistent presentation of images is a critical requirement for radiology displays.



DBI Service Desk
Comprehensive
Technical Support

Hot Swap
Extended Warranty &
Advanced Replacement Program

